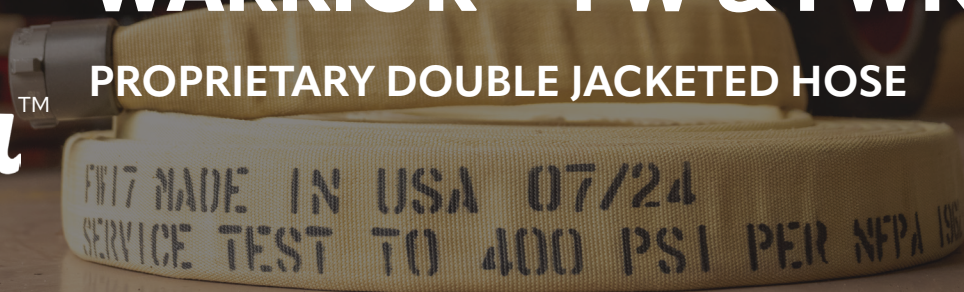




WARRIOR™ FW & FWN

PROPRIETARY DOUBLE JACKETED HOSE

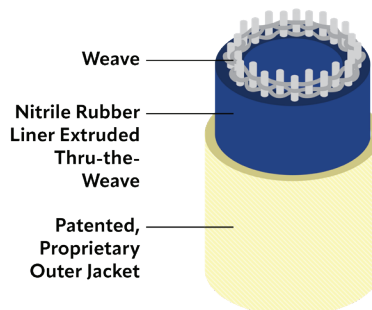


The Warrior™ hose is a revolutionary attack hose built to conquer the heat of modern fires. Independent lab tests prove the Warrior™ can withstand extreme heat for extended periods. But it's not just about survival; the Warrior™ delivers exceptional water flow, kink resistance, and handling – even under pressure. This translates to a hose that performs exceptionally well, even in the harshest environments. Equipping firefighters with the Warrior™, is helping to increase firefighter and civilian survivability in fires. The Warrior™ sets a new standard for high-temperature attack hoses, proving itself to be in a class of its own.

Neither the para-aramid fiber nor the inner lining of the Warrior hose contains PFAS (per-and-polyfluoroalkyl substances).

FEATURES

- 60 minutes of radiant testing at 30 kw/m² of heat flux without failure.
- More than three times the abrasion resistance of any current hose on the market.
- Excellent handling, kink resistance, and flow at the nozzle at pressures of 45 psi to 100 psi.
- Optional Dura-Cote™ treatment.
- Remains flexible to temperatures as low as -40°F (-40°C) and is resistant to ozone, oxidation, and most chemicals and petrochemicals.
- Manufactured in accordance with NFPA 1960 standard, latest edition within our ISO-9001:2015 certified quality assurance system.
- An attack line designed with a 1.77" and 1.88" ID waterway.

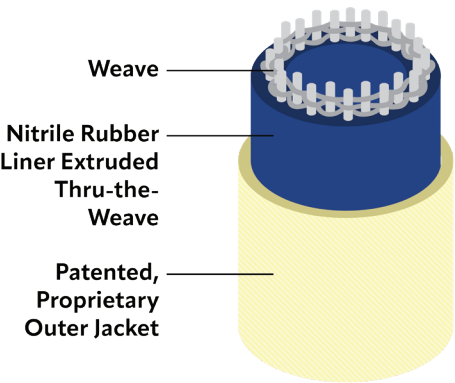


HOSE COLORS*



WARRIOR™ FW & FWN

PROPRIETARY DOUBLE JACKETED HOSE



HOSE COLORS*



*Custom colors available upon request.

TECHNICAL DATA & INFORMATION	
Model	Warrior™ (FW & FWN)
Basic Construction	Proprietary para aramid outer jacket material, thru-the-weave nitrile rubber liner.
Application	Attack, Low PSI, CAFS
Colors:	Natural
Temperature Range	-40° F - 200° F
Testing Pressures:	
Service	400 psi
Proof	800 psi
Burst	1200 psi

WARRIOR™ FW

PROPRIETARY DOUBLE JACKETED HOSE

TECHNICAL DATA & INFORMATION										
NOMINAL SIZE	INTERNAL/OUTSIDE DIAMETER				WEIGHT					
	Dry ID	Charged ID at 50 psi	Charged ID at 150 psi	Charged OD at 150 psi	Water Pickup Weight*	Dry (lbs./50' coupled)	Charged at 50 psi (lbs./50' coupled)	# of Gallons/50'	Charged at 150 psi (lbs./50' coupled)	# of Gallons/50'
1-3/4"	1.893"	2.059	2.0835	2.3145	3.6 LBS	22	93.77	8.64	95.46	8.85
2-1/2"	2.518"	2.762	2.788	3.044	5.6 LBS	36	165.09	15.55	167.53	15.84

TECHNICAL DATA & INFORMATION					
NOMINAL SIZE	DOORWAY KINK	ABRASION RESISTANCE		PACKABILITY	
		# of Taber Abrasion Cycles (H-22 wheel)		Flat Width	Edge Thickness
1-3/4"	24" / 50psi	91,000+		3.11"	.589"
2-1/2"	24" / 50psi	91,000+		4.33"	.60"

TECHNICAL DATA & INFORMATION										
NOMINAL SIZE	RADIANT HEAT TEST RESULTS					CONDUCTIVE HEAT TEST RESULTS				
	Radiant Heat Exposure	Exposure Duration*	Average Leakage Rate at 150 psi	Max Leakage Rate at 150 psi	UL 19 Heat Resistance Type	Conductive Heat Exposure	Exposure Duration*	Average Leakage Rate at 150 psi	Max Leakage Rate at 150 psi	UL 19 Heat Resistance Type
1-3/4"	30 kw/m2	60 minutes	No leakage	No leakage	Type 1	Steel block at 752°F	15 minutes	No leakage	No leakage	Type 1
2-1/2"	30 kw/m2	60 minutes	No leakage	No leakage	Type 1	Steel block at 752°F	15 minutes	No leakage	No leakage	Type 1

*The results from the radiant heat test are based on controlled laboratory testing and do not represent actual conditions encountered during firefighting. These results are intended to be used as a baseline for hose comparison purposes only and are not indicative of specific field performance. Several factors can influence hose performance relative to radiant heat, please see Guidance for Lined Fire Hose and Hose Assemblies, UL 19G for further information on these results.

*The results from the conductive heat test are based on controlled laboratory testing and do not represent actual conditions encountered during firefighting. These results are intended to be used as a baseline for hose comparison purposes only and are not indicative of specific field performance. Several factors can influence hose performance relative to conductive heat, please see Guidance for Lined Fire Hose and Hose Assemblies, UL 19G for further information on these results.

*10-year warranty, 3-year all hazard warranty.

*MIL Std 24606 used for water pickup weight.

*1-3/4" and 2-1/2" are UL/ULC Pending.

*Potable water approved: No

*Quality Management System Certification: ISO 9001:2015 Registration # 11-R1045

WARRIOR™ FWN

PROPRIETARY DOUBLE JACKETED HOSE

TECHNICAL DATA & INFORMATION										
NOMINAL SIZE	INTERNAL/OUTSIDE DIAMETER				WEIGHT					
	Dry ID	Charged ID at 50 psi	Charged ID at 150 psi	Charged OD at 150 psi	Water Pickup Weight*	Dry (lbs./50' coupled)	Charged at 50 psi (lbs./50' coupled)	# of Gallons/50'	Charged at 150 psi (lbs./50' coupled)	# of Gallons/50'
1-3/4"	1.77"	1.9515	1.9815	2.212	3 LBS	21	85.44	7.7645	87.44	8.001

TECHNICAL DATA & INFORMATION					
NOMINAL SIZE	DOORWAY KINK	ABRASION RESISTANCE		PACKABILITY	
		# of Taber Abrasion Cycles (H-22 wheel)		Flat Width	Edge Thickness
1-3/4"	24" / 50psi	91,000+		3.14"	.645"

TECHNICAL DATA & INFORMATION										
NOMINAL SIZE	RADIANT HEAT TEST RESULTS					CONDUCTIVE HEAT TEST RESULTS				
	Radiant Heat Exposure	Exposure Duration*	Average Leakage Rate at 150 psi	Max Leakage Rate at 150 psi	UL 19 Heat Resistance Type	Conductive Heat Exposure	Exposure Duration*	Average Leakage Rate at 150 psi	Max Leakage Rate at 150 psi	UL 19 Heat Resistance Type
1-3/4"	30 kw/m2	60 minutes	No leakage	No leakage	Type 1	Steel block at 752°F	15 minutes	No leakage	No leakage	Type 1

*The results from the radiant heat test are based on controlled laboratory testing and do not represent actual conditions encountered during firefighting. These results are intended to be used as a baseline for hose comparison purposes only and are not indicative of specific field performance. Several factors can influence hose performance relative to radiant heat, please see Guidance for Lined Fire Hose and Hose Assemblies, UL 19G for further information on these results.

*The results from the conductive heat test are based on controlled laboratory testing and do not represent actual conditions encountered during firefighting. These results are intended to be used as a baseline for hose comparison purposes only and are not indicative of specific field performance. Several factors can influence hose performance relative to conductive heat, please see Guidance for Lined Fire Hose and Hose Assemblies, UL 19G for further information on these results.

*10-year warranty, 3-year all hazard warranty.

*MIL Std 24606 used for water pickup weight.

*Potable water approved: No

*Quality Management System Certification: ISO 9001:2015 Registration # 11-R1045